

Jasper County, Iowa Laborshed Analysis



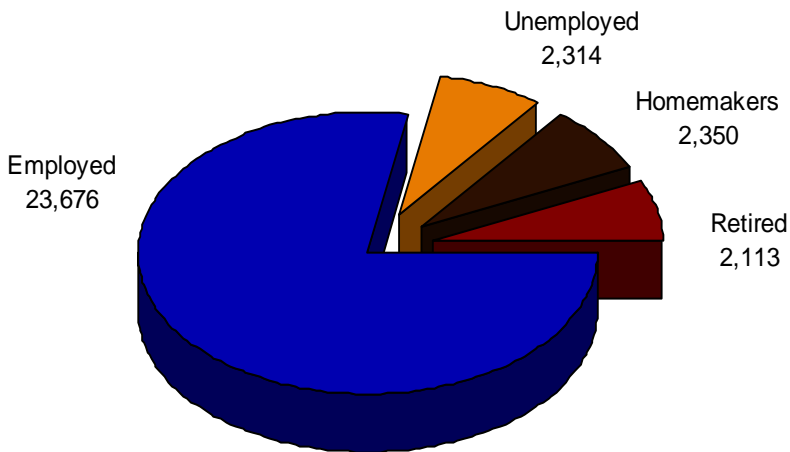
A Study of Workforce Characteristics
Released January 2009

Laborshed Studies

A Laborshed is defined as the area or region from which an employment center draws its commuting workers. To determine the approximate boundaries of the Jasper County Laborshed area, local employers supplied the ZIP code listings of where each of their employees reside. This Laborshed analysis addresses underemployment, the availability and willingness of current and prospective employees to change employment within the workforce, current and desired occupations, wages, hours worked, and distance willing to commute to work. *See contact information on back.*

Total Potential Labor Force: 291,026 (entire Laborshed Area)

Estimated Number of Individuals Very Likely or Somewhat Likely to Change or Accept Employment (30,453)



Quick Facts:

(Employed - willing to change employment)

- 8.8% are working multiple jobs;
- Currently working an average of 42 hours per week;
- Average age is 43 years old;
- 24.4% currently working within the production, construction, & material handling occupational category followed by 22.2% within the professional, paraprofessional, & technical occupational category;
- Most frequently identified job search sources:
 - Internet
 - www.careerbuilder.com
 - www.monster.com
 - Local/Regional newspapers
 - The Des Moines Register
 - The Newton Daily News
 - Local Iowa Workforce Development Centers
 - Networking through friends, family, or acquaintances

Underemployment:

The underemployed are composed of individuals who are working fewer than 35 hours per week but desire more hours; working at wages equal to or less than the national poverty level; and/or who are working in positions that do not meet their skill or education levels or worked for higher wages at previous employment.

- 1.5% Inadequate hours (355 people)
- 2.2% Low income (521 people)
- 2.2% Mismatch of skills (521 people)
- 5.9% Total estimated underemployment (1,397 people)

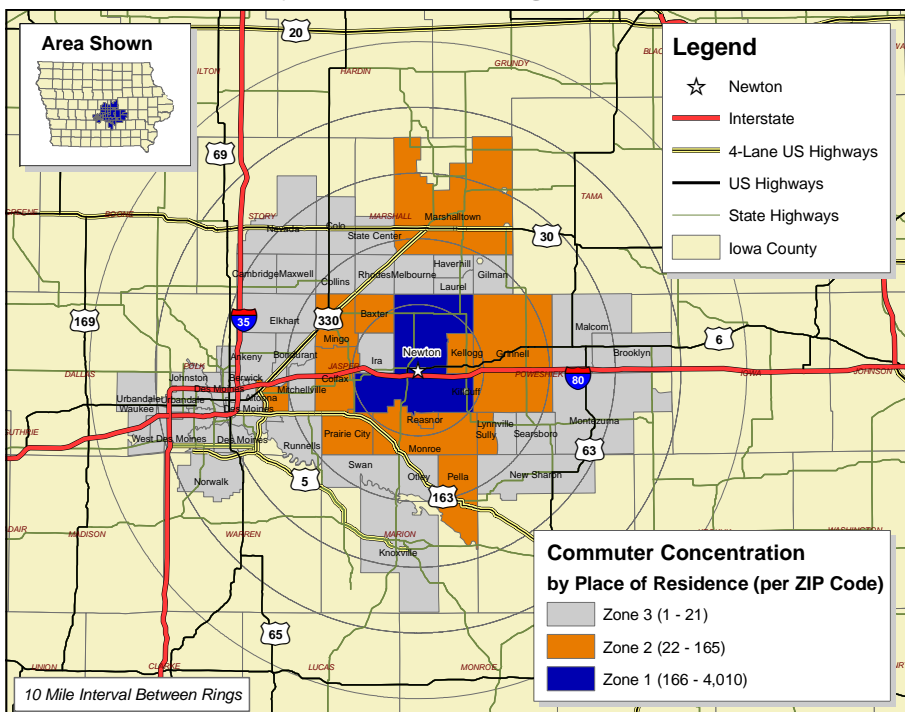
Individuals may be underemployed for more than one reason; but are only counted once for total estimated underemployment.

Industrial Classification of the Employed

Industry	% of Laborshed	# of Employed
Wholesale & Retail Trade	15.4%	32,852
Finance, Insurance, & Real Estate	11.9%	25,385
Manufacturing	11.2%	23,892
Health Care & Social Services	10.5%	22,399
Education	9.8%	20,906
Construction	8.0%	17,066
Transportation, Communication, & Utilities	7.3%	15,573
Professional Services	7.0%	14,933
Public Administration & Government	6.6%	14,079
Personal Services	4.2%	8,960
Agriculture	3.2%	6,826
Other (Military, Nonprofit, etc.)	3.2%	6,826
Entertainment & Recreation	1.7%	3,626

Survey respondents from the Jasper County Laborshed area were asked to identify the industry in which they are currently working. The largest concentration of workers are employed in the wholesale & retail trade industry as shown in the table at left.

Jasper County Commuting Area



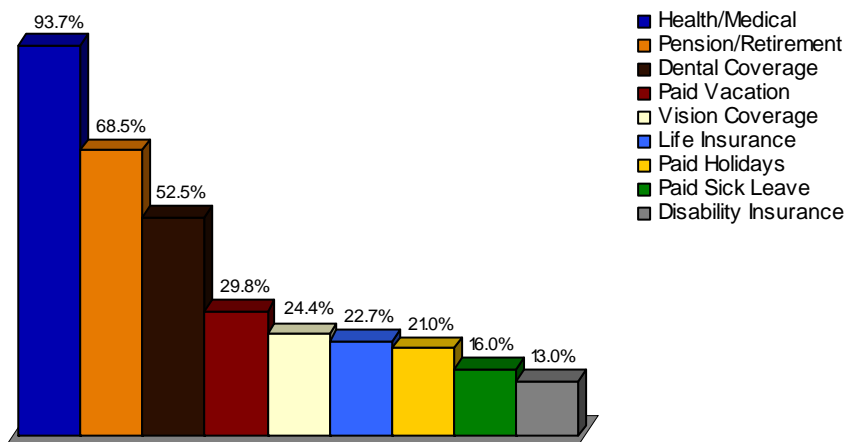
Commuting Statistics

The map at the left represents commuting patterns into Jasper County with the concentration per ZIP code represented in the legend.

Those who are willing to change employment in the Jasper County Laborshed area are willing to commute an average of 23 miles one way for employment opportunities.



Benefits Currently Offered



The survey provides the respondents an opportunity to identify employment benefits they currently are offered. The chart at left provides the percentage of responses from those that are currently employed. The top nine benefits are shown.

The majority (73.8%) of respondents are currently sharing the cost of premiums with the employer. However, 19.9 percent of the employers in the area pay the entire cost of insurance premiums as a benefit for their employees.

Education and Median Wage Characteristics by Industry

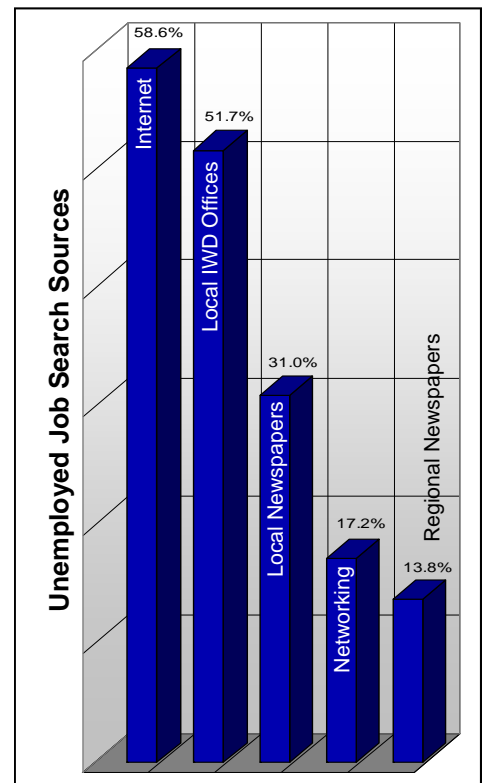
Industry	Education			Median Wages	
	Some Level Beyond High School	Associate Degree	Undergraduate Degree or Higher	Salary Wages (per year)	Non-Salary Wages (per hour)
Agriculture	45.5%	18.2%	9.1%	\$55,000	*
Construction	44.8%	13.8%	17.2%	*	\$16.47
Manufacturing	39.6%	9.4%	13.2%	\$67,500	\$16.41
Transportation, Communication, & Utilities	55.2%	6.9%	20.7%	\$52,300	\$14.00
Wholesale & Retail Trade	50.7%	5.6%	14.0%	\$50,500	\$8.00
Finance, Insurance, & Real Estate	78.9%	18.4%	42.1%	\$50,500	\$11.13
Health Care & Social Services	64.9%	21.6%	29.7%	\$50,000	\$12.00
Personal Services	58.8%	17.6%	17.6%	*	\$10.00
Entertainment & Recreation	*	*	*	*	*
Professional Services	60.0%	13.3%	36.7%	\$32,500	\$11.25
Public Administration & Government	61.9%	9.5%	33.3%	\$60,000	\$19.00
Education	91.7%	16.7%	66.7%	\$45,000	\$14.00

This table includes all respondents without consideration of employment status or willingness to change/enter employment.

*Insufficient survey data/refused

Unemployed - Those Willing to Enter/Re-enter Employment:

- An estimated 2,314 unemployed individuals are willing to accept employment;
- Average age is 44 years old;
- Education:
 - 37.9% have an education beyond high school
 - 17.2% are trade certified
 - 3.4% have an associate degree
 - 6.9% have an undergraduate degree
- Estimated wage range to attract the upper 66-75% qualified hourly wage applicants is \$12.00 to \$13.08/hr. with a median of the lowest wage of \$10.00/hr.;
- Willing to commute an average of 22 miles one way for the right opportunity;
- 72.4% expressed interest in seasonal and 65.5% in temporary employment opportunities;
- 65.5% are interested in working varied shifts (2nd, 3rd & split);
- Would prefer to enter employment that offers the following benefits:
 - Health/medical insurance
 - Pension/retirement options
 - Dental coverage
 - Paid vacation
 - Disability insurance
 - Vision coverage
- 75.0% of the unemployed are seeking employment offers where the employer/employee share the cost of medical insurance premiums.



Sponsored in Partnership with



For more information regarding the Jasper County Laborshed Study, contact:

Jasper County Economic Development Corp.

P.O. Box 312
 Newton, IA 50208
 Phone: 641-792-7574
 Fax: 641-792-5783
 Email: jedco@centraliowa.net
www.centraliowa.net

Newton Development Corporation

600 N. 2nd Ave W
 Newton, Iowa 50208
 Phone: 641-787-8212
 Fax: 641-787-8211
 Email: fliebl@iowatelecom.net
www.NewtonDevelopmentCorporation.com



This information is analyzed and compiled by the
 Iowa Workforce Development
 Research & Performance Planning Bureau
 1000 E. Grand Avenue, Des Moines, Iowa 50319
 (515) 281-7505
www.iowaworkforce.org